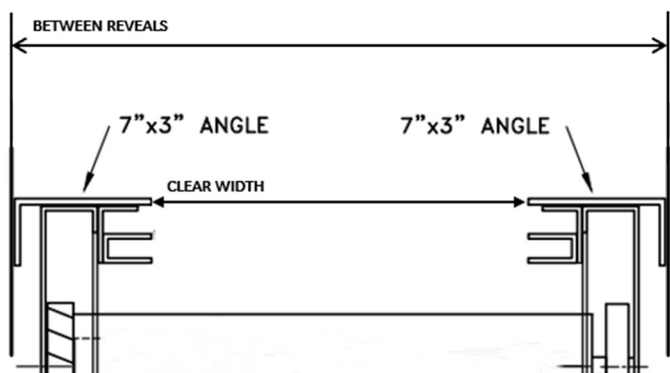


FIRE SHUTTER SURVEY

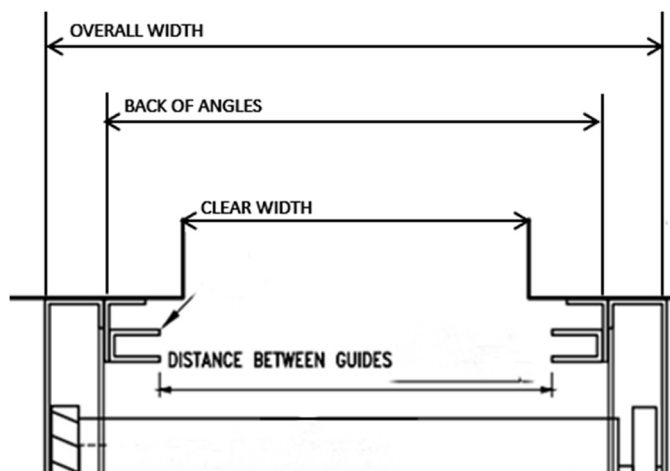
Giving our customers piece of mind: Tested and approved by Warrington Fire. Performance characteristics according to harmonised standards BS EN 16034:2014 & BS EN 13241-1:2003.

CUSTOMER NAME:		CUSTOMER ADDRESS	
DATE		FIRE SHUTTER	Series 25 (Industrial) <input type="checkbox"/> Series 37 (Tube) <input type="checkbox"/>
CONTACT NUMBER:		CONTACT NAME:	
E-MAIL:		SITE REFERENCE:	

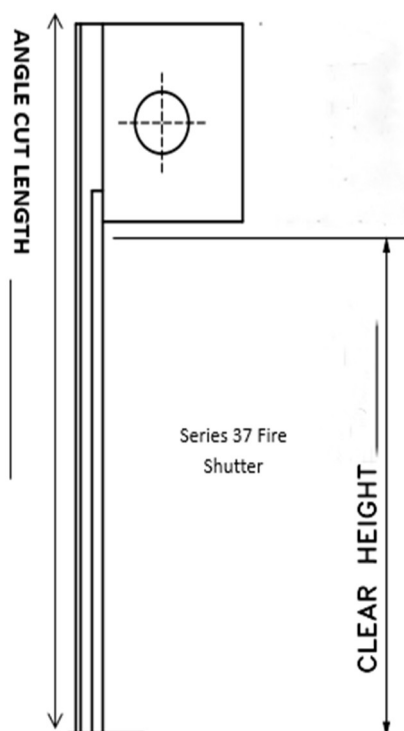
Reveal Fit:



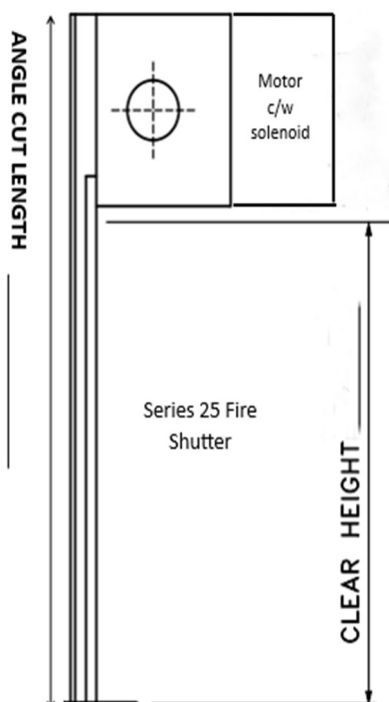
Face Fit:



Angle Cut Length: Series 37



Angle cut length Series 25



Side Room Available:

Left hand side:

Right hand side:




FIRE SHUTTER SURVEY

Giving our customers piece of mind: Tested and approved by Warrington Fire. Performance characteristics according to harmonised standards BS EN 16034:2014 & BS EN 13241-1:2003.

MOTOR HANDING	Left Hand <input type="checkbox"/> Right Hand <input type="checkbox"/>	ELECTRICAL SUPPLY	1ph <input type="checkbox"/> 3ph <input type="checkbox"/>	FIRE RATING (minutes)	30 <input type="checkbox"/> 60 <input type="checkbox"/> 90 <input type="checkbox"/> 120 <input type="checkbox"/> 240 <input type="checkbox"/>
---------------	--	-------------------	--	-----------------------	--

PLANT REQUIRED	Scaffold 5m <input type="checkbox"/> Scissor Lift <input type="checkbox"/> Cherry Picker <input type="checkbox"/> Generator <input type="checkbox"/> Weder <input type="checkbox"/> Genie Lift <input type="checkbox"/> Chain Hoist <input type="checkbox"/> Harness <input type="checkbox"/> Puller <input type="checkbox"/> Breaker <input type="checkbox"/> Mixer <input type="checkbox"/> Jig Saw <input type="checkbox"/> Floor Cutter <input type="checkbox"/> Special <input type="checkbox"/>
----------------	--

SPECIAL REQUIREMENTS	Is sliding room available: Yes <input type="checkbox"/> No <input type="checkbox"/>
----------------------	---

CANOPY STYLE	Standard <input type="checkbox"/>	L-Shaped Out <input type="checkbox"/>	Fascia <input type="checkbox"/>
			

FIXING POSITION	Internal <input type="checkbox"/> External <input type="checkbox"/>	STRUCTURE	Approved for Rigid and Flexible Structures	FINISH	Timber Stud <input type="checkbox"/> (30/60/90 min rating only) Masonry <input type="checkbox"/> Steel <input type="checkbox"/> Galvanised <input type="checkbox"/> PC <input type="checkbox"/> BS Colour Ral Colour
-----------------	--	-----------	--	--------	---

Audio-visual panel required for a Fire Shutter if structural opening exceeds 1200mm x 1200mm. Further information refer to BS EN 12604 Section 4.9

FIRE CONTROL PANEL SERIES 25	FCPO3 Audio Visual Warning <input type="checkbox"/> FCPO3 Audio Visual Warning with Repeater Panel <input type="checkbox"/>	FIRE CONTROL PANEL SERIES 37	UPS FDI <input type="checkbox"/> FDI Lite <input type="checkbox"/> FCP03 AVW <input type="checkbox"/> FCP03 AVW with Repeater <input type="checkbox"/>
------------------------------	--	------------------------------	---

ACTIVATION	Key switch <input type="checkbox"/> Rocker switch <input type="checkbox"/> Push Button <input type="checkbox"/>	DETECTORS	Smoke Detector <input type="checkbox"/> Heat Detector <input type="checkbox"/> Combined Heat/Smoke Detector <input type="checkbox"/>
------------	---	-----------	--

Included with a Series 37 Tube Motor Fire Shutter	Included with a Series 25 Industrial Fire Roller Shutter
<ul style="list-style-type: none"> ○ UPS FDI (no audio or visual warning) ○ Key switch, rocker switch or push button. ○ Battery Back Up 1000VA ○ Max Top of Plate Height 3500mm ○ T-Rail ○ Canopy 	<ul style="list-style-type: none"> ○ Push Button ○ If a FCPO3 panel is selected it contains a 24v DC battery back-up, delayed closing facility and an audio-visual warning when door is closing. ○ T-Rail ○ 3" Curved Lath ○ Canopy ○ Max clear opening height & width 7000mm

NOTES:



Photograph the form, scan the QR code to send it directly to Alliance.