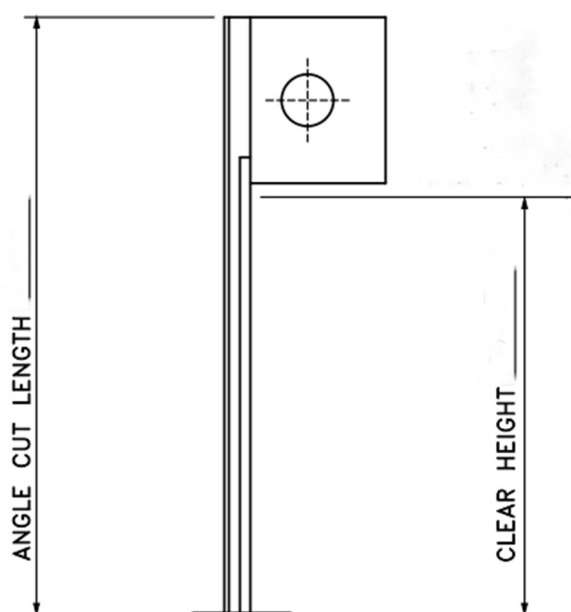
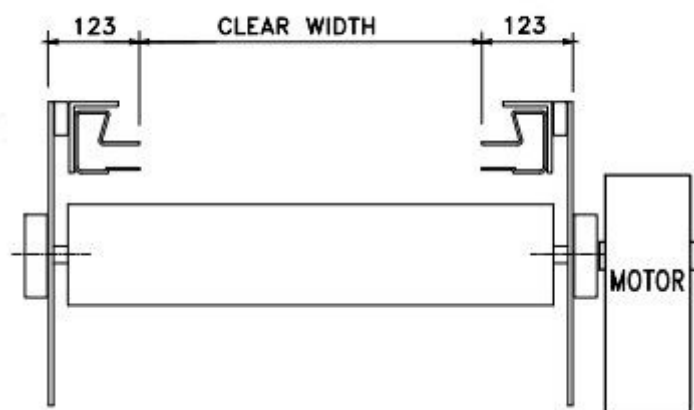


Series 35 - High Speed Insulated Roller Shutter

Giving our customers piece of mind: Performance
characteristics according to harmonised standards EN13241:2003 + A2: 2016

CUSTOMER NAME:		CUSTOMER ADDRESS	
DATE		POSTCODE	
CONTACT NUMBER:		CONTACT NAME:	
E-MAIL:		SITE REFERENCE:	

Face Fit:



Measurements:

Back of Guide:







Back of Angle:

Side room available:

Left hand side:

Right hand side:

What is the expected cycles per hour?

MOTOR	Left Hand <input type="checkbox"/> 1ph <input type="checkbox"/> Right Hand <input type="checkbox"/> 3ph <input type="checkbox"/>	FIXING POSITION	Internal fix <input type="checkbox"/> External Fix <input type="checkbox"/>			
PLANT REQUIRED	Scaffold 5m <input type="checkbox"/> Scissor Lift <input type="checkbox"/> Cherry Picker <input type="checkbox"/> Generator <input type="checkbox"/> Weder <input type="checkbox"/> Genie Lift <input type="checkbox"/> Chain Hoist <input type="checkbox"/> Harness <input type="checkbox"/> Puller <input type="checkbox"/> Breaker <input type="checkbox"/> Mixer <input type="checkbox"/> Jig Saw <input type="checkbox"/> Floor Cutter <input type="checkbox"/> Special <input type="checkbox"/>					
SPECIAL REQUIREMENTS	Is sliding room available: Yes <input type="checkbox"/> No <input type="checkbox"/>					
CANOPY STYLE	Standard <input type="checkbox"/> 	L-Shaped Out <input type="checkbox"/> 	No Top Lip <input type="checkbox"/> 	Top Lip Down <input type="checkbox"/> 	L-Shaped In <input type="checkbox"/> 	Fascia <input type="checkbox"/> 
Motor Cover <input type="checkbox"/>						
VISION WINDOWS	Vision Windows <input type="checkbox"/> No of Rows:	SAFETY INCLUDED	Wired Safety Edge <input type="checkbox"/> OR Wireless Safety Edge <input type="checkbox"/> Photocell	SAFETY OPTIONS	Traffic lights <input type="checkbox"/>	
LATH	95mm Galv <input type="checkbox"/> 95mm Plastisol <input type="checkbox"/> RAL.....	FIXING ANGLES	Reverse both angles <input type="checkbox"/> Reverse left angles <input type="checkbox"/> Reverse right angle <input type="checkbox"/>	FINISH	PPC Flags <input type="checkbox"/> PPC Canopy <input type="checkbox"/> PPC Fascia <input type="checkbox"/> RAL.....	
ACTIVATION	Keyswitch <input type="checkbox"/> Handheld Transmitter <input type="checkbox"/> Rocker Switch <input type="checkbox"/> Push Button <input type="checkbox"/> Induction Loop <input type="checkbox"/> Radar <input type="checkbox"/> Forklift transmitter <input type="checkbox"/>	CONTROL PANEL	TS 971 1000Ma (Included)			

NOTES:

Photograph the form, scan the QR code to send it directly to Alliance.

